

Scaled data based on original data using
LM-79-08 Approved Method: Electrical and Photometric Measurements of Solid-
State Lighting Products

Test Report Prepared for
Cooper Lighting Solutions
(formerly Eaton)

Brand: McGRAW-EDISON

Report Number: P386426

Luminaire Tested: **GWC-SA2A-750-U-T3-HSS**

Issue Date: 3/3/2020

Test Information

Test Method: LM-79-08
Report Number: P386426
TEST IS SCALED FROM IESNA LM-79-08 TEST DATA (G2-1903-205-15)
Test Lab: INNOVATION CENTER
Issue Date: 3/3/2020
Manufacturer: COOPER LIGHTING SOLUTIONS (FORMERLY EATON)
Product Line: MCGRAW-EDISON
Catalog Number: GWC-SA2A-750-U-T3-HSS
Description: GALLEON WALL LUMINAIRE
(2) 70 CRI, 5000K, 615mA LIGHTSQUARES WITH 16 LEDS EACH AND TYPE III OPTICS WITH HOUSE SIDE SHIELD
Light Source: -
Ballast/Driver: ELECTRONIC DRIVER

Summary

Lumens per Lamp: N/A
Luminaire Lumens: 7088 lumens
Efficiency: N/A
Efficacy: 107.4 lumens/watt
Luminous Opening: Rectangular (W 1' x L: 0.5' x H: 0')
IES Classification: Type III - Short
BUG Rating: B1 - U0 - G2

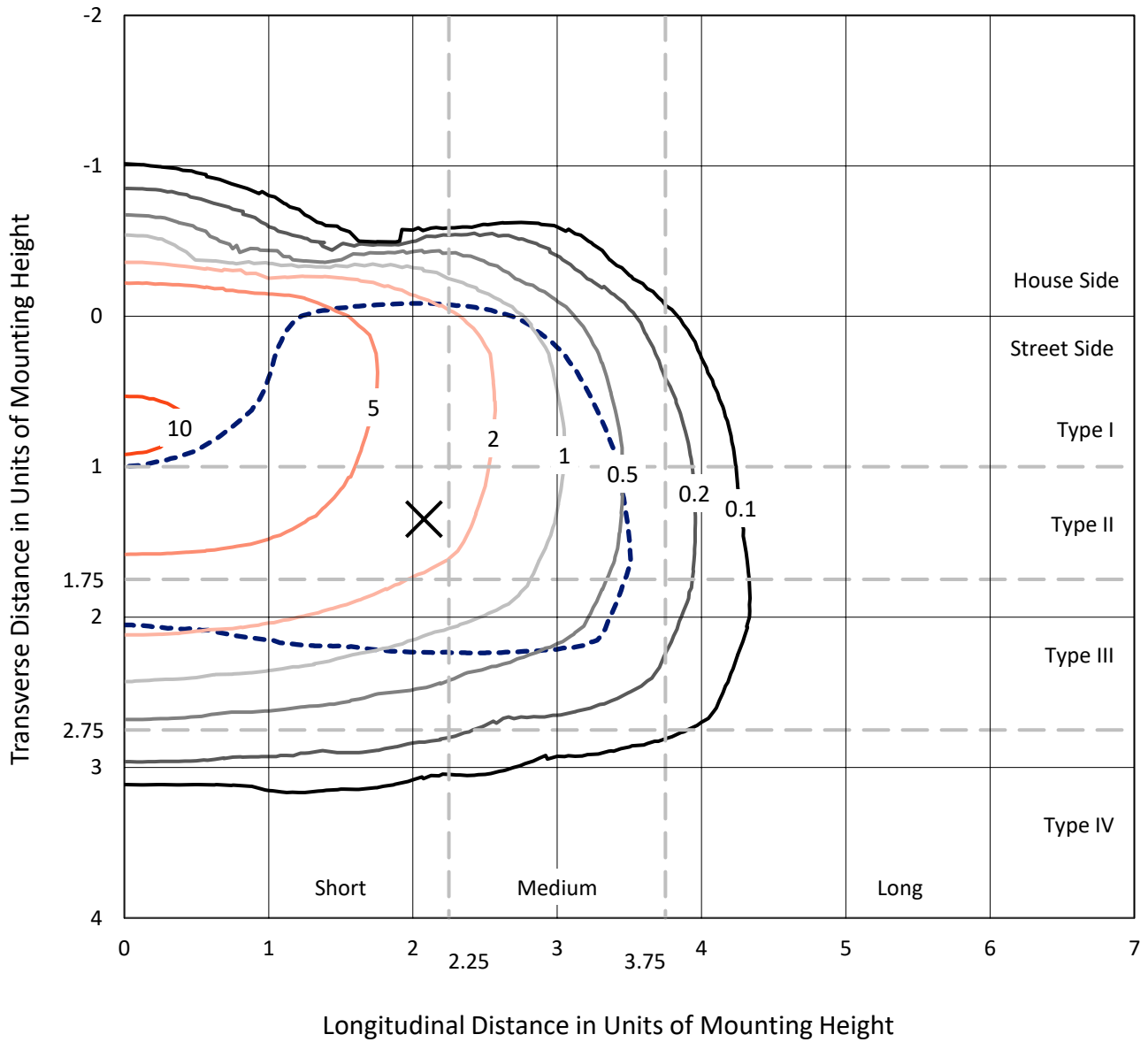
Input Watts (W): 66
Input Voltage (V): NR
Input Current (Ain): NR
Voltage Rise (V): NR
Power Factor: NR
Total Harmonic Distortion (THDi): NR
Frequency (hertz): 60
Stabilization Time: NR
Operation Time: NR
Ambient Temperature (°C): NR
Test Distance: 24 FT



REPORT NUMBER: P386426
 CATALOG NUMBER: GWC-SA2A-750-U-T3-HSS

Iso-Footcandle Lines of Horizontal Illumination

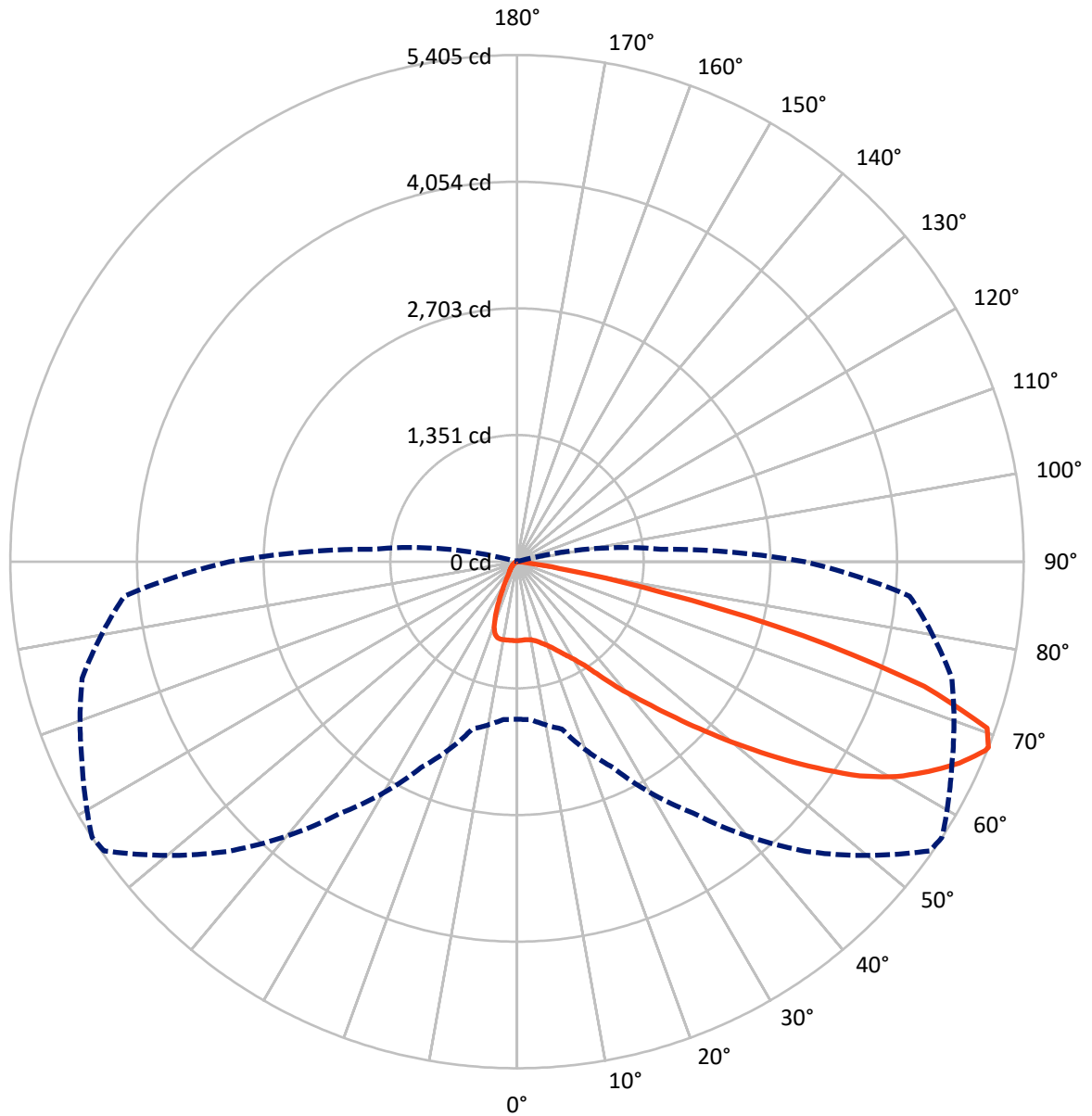
✕ Max cd
 - - - 1/2 Max cd



Based on 10 foot mounting height. Maximum calculated value = 10.9 fc
 Type III - Short - N/A

REPORT NUMBER: P386426
CATALOG NUMBER: GWC-SA2A-750-U-T3-HSS

Luminous Intensity Polar Plot



— Vertical Plane Through 57-Deg Lateral - - - Horizontal Cone Through 68-Deg Vertical



REPORT NUMBER: P386426

CATALOG NUMBER: GWC-SA2A-750-U-T3-HSS

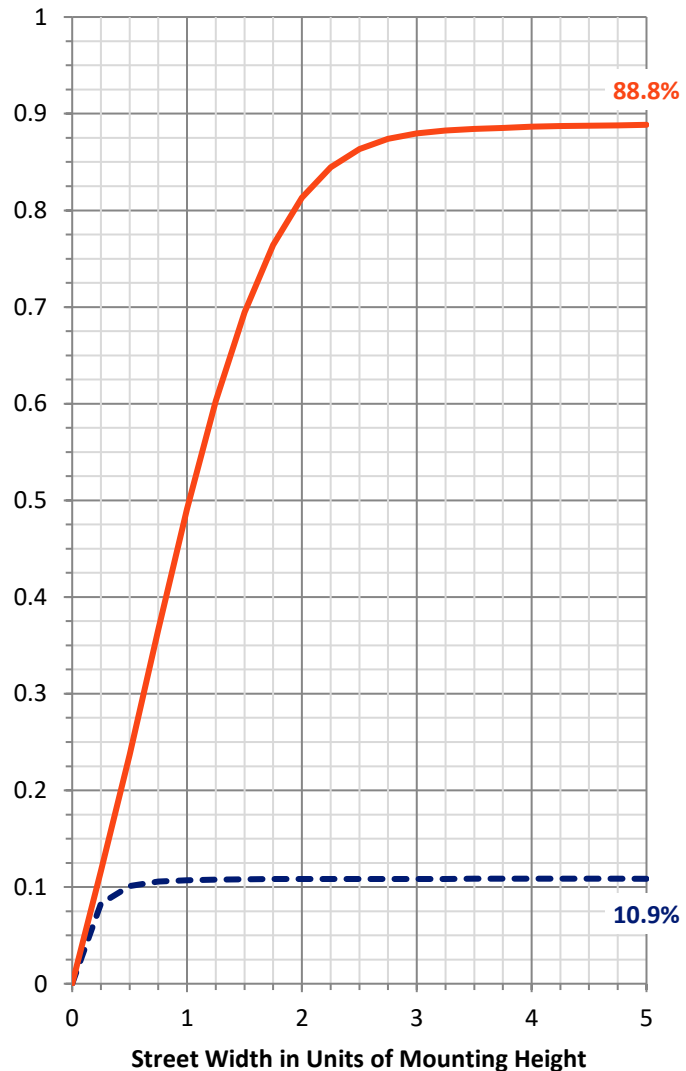
FLUX DISTRIBUTION:

		Downward	Upward	Total
House Side	Lumens	777.2	0.0	777.2
	% Fixture	11.0	0.0	11.0
Street Side	Lumens	6310.8	0.0	6310.8
	% Fixture	89.0	0.0	89.0
Total	Lumens	7088.0	0.0	7088.0
	% Fixture	100.0	0.0	100.0

ZONAL LUMENS:

Zone	Lumens	% Fixture
0°-10°	78.8	1.1
10°-20°	218.4	3.1
20°-30°	376.8	5.3
30°-40°	650.3	9.2
40°-50°	1112.4	15.7
50°-60°	1779.7	25.1
60°-70°	2056.3	29.0
70°-80°	785.7	11.1
80°-90°	29.5	0.4
90°-100°	0.0	0.0
100°-110°	0.0	0.0
110°-120°	0.0	0.0
120°-130°	0.0	0.0
130°-140°	0.0	0.0
140°-150°	0.0	0.0
150°-160°	0.0	0.0
160°-170°	0.0	0.0
170°-180°	0.0	0.0
0°-90°	7088.0	100.0
0°-180°	7088.0	100.0

Coefficient of Utilization



REPORT NUMBER: P386426

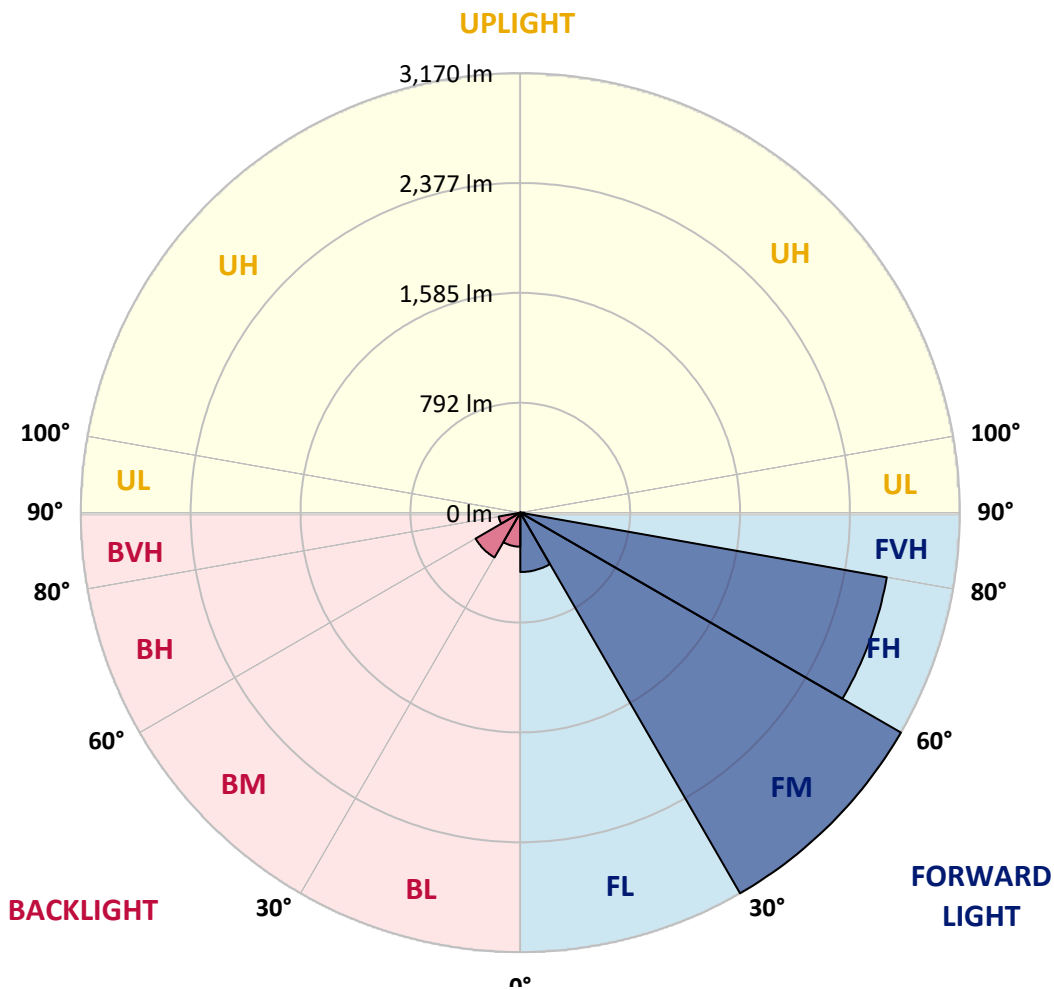
CATALOG NUMBER: GWC-SA2A-750-U-T3-HSS

LUMINAIRE CLASSIFICATION SYSTEM LUMEN TABLE AND BUG RATING:

Zone	Lumens	% Fixture	Zone Rating/Lumen Limit		
			B	U	G
FL (0°-30°)	428.4	6.0			
FM (30°-60°)	3169.7	44.7			
FH (60°-80°)	2683.7	37.9			G2/5000
FVH (80°-90°)	28.9	0.4			G1/100
BL (0°-30°)	245.6	3.5	B1/500		
BM (30°-60°)	372.8	5.3	B1/1000		
BH (60°-80°)	158.3	2.2	B1/500		G1/500
BVH (80°-90°)	0.5	0.0			G0/10
UL (90°-100°)	0.0	0.0		U0/0	
UH (100°-180°)	0.0	0.0		U0/0	

BUG Rating: B1-U0-G2

Type III Short





REPORT NUMBER: P386426
 CATALOG NUMBER: GWC-SA2A-750-U-T3-HSS

CANDELA DISTRIBUTION (FULL):

	0°	5°	15°	25°	35°	45°	55°	57°	65°	75°	85°
0°	842.2	842.2	842.2	842.2	842.2	842.2	842.2	842.2	842.2	842.2	842.2
2.5°	822.5	826.2	828.8	830.5	832.5	836.9	838.2	840.2	841.2	841.2	843.6
5°	790.0	794.0	799.7	804.4	813.8	825.8	834.5	837.9	843.9	849.3	852.3
7.5°	759.8	764.5	771.2	782.2	798.3	817.8	835.9	840.6	852.3	863.7	869.4
10°	740.4	744.0	752.8	768.5	789.6	816.8	842.2	847.9	868.0	887.2	897.9
12.5°	733.7	737.0	746.1	763.8	790.0	821.8	857.0	865.4	894.9	922.7	937.8
15°	743.4	744.0	753.8	770.5	796.3	834.2	881.5	891.5	928.7	964.9	983.7
17.5°	780.9	777.9	782.9	790.3	810.7	850.6	907.3	922.3	971.9	1014.5	1032.3
20°	874.8	874.8	863.4	843.2	843.6	876.1	942.1	959.2	1019.9	1069.1	1085.2
22.5°	1035.3	1032.3	1009.5	960.2	915.0	920.0	984.7	1006.8	1077.5	1130.1	1135.5
25°	1228.3	1224.7	1189.5	1120.1	1041.7	991.0	1042.3	1067.8	1146.2	1192.8	1181.8
27.5°	1432.8	1429.8	1394.9	1308.8	1197.2	1104.3	1111.0	1135.2	1216.3	1262.2	1227.0
30°	1630.9	1631.9	1597.3	1508.9	1382.5	1248.8	1198.2	1212.3	1284.3	1330.9	1280.6
32.5°	1819.2	1820.6	1790.7	1691.9	1573.9	1416.7	1318.8	1315.1	1363.4	1409.3	1351.7
35°	1987.1	1990.5	1970.0	1893.3	1768.3	1603.7	1475.3	1466.6	1475.7	1527.6	1460.6
37.5°	2149.0	2151.0	2135.6	2070.9	1966.3	1809.2	1673.1	1660.7	1641.2	1681.1	1604.4
40°	2326.3	2321.3	2303.5	2244.9	2155.0	2036.1	1885.6	1864.1	1830.3	1865.8	1793.4
42.5°	2491.2	2485.5	2488.5	2422.2	2346.4	2269.3	2133.3	2096.4	2076.6	2117.5	2025.3
45°	2697.3	2694.3	2704.4	2646.7	2585.4	2529.4	2417.1	2376.9	2368.2	2416.1	2305.9
47.5°	2900.8	2908.1	2939.3	2914.8	2890.0	2840.8	2717.8	2699.7	2705.0	2763.0	2601.8
50°	3070.3	3079.1	3164.5	3192.7	3228.5	3199.7	3076.4	3065.3	3086.4	3138.7	2920.2
52.5°	3193.0	3210.8	3317.0	3446.7	3577.4	3596.9	3473.9	3463.8	3492.3	3500.3	3166.2
55°	3278.1	3293.9	3414.2	3651.5	3917.6	4001.4	3925.0	3886.1	3880.7	3801.3	3424.9
57.5°	3293.2	3291.5	3464.5	3783.9	4184.4	4400.6	4352.3	4314.1	4204.2	4079.5	3721.5
60°	3208.1	3217.8	3418.6	3829.8	4352.0	4702.5	4706.2	4656.6	4485.4	4350.0	4009.1
62.5°	2946.0	2985.5	3188.3	3709.5	4350.0	4824.2	4965.6	4927.8	4723.0	4571.5	4300.7
65°	2521.0	2535.1	2728.5	3297.2	4056.0	4773.3	5199.2	5185.2	4937.1	4786.7	4450.5
67.5°	1841.0	1810.5	2013.6	2596.4	3434.0	4476.3	5366.8	5384.6	5102.4	4830.9	4291.0
68°	1680.1	1689.2	1847.4	2423.2	3271.1	4371.4	5377.9	5405.0	5118.8	4802.1	4203.8
70°	1001.4	1018.9	1160.0	1668.4	2488.5	3777.9	5258.6	5320.6	5020.9	4504.8	3636.1
72.5°	255.7	276.5	409.9	746.7	1421.4	2661.8	4439.1	4544.0	4359.3	3654.5	2454.7
75°	105.2	110.6	146.5	246.0	529.5	1199.2	2925.9	3150.4	3022.1	2187.9	1109.4
77.5°	72.7	76.4	94.2	136.4	229.2	406.5	1434.5	1596.7	1438.5	746.7	242.0
80°	52.3	55.3	67.4	90.8	131.7	145.1	467.5	540.6	429.3	163.9	60.0
82.5°	31.2	33.5	50.3	64.7	80.1	69.4	116.3	132.1	124.3	81.4	26.8
85°	15.4	18.1	33.9	46.3	43.2	29.2	35.5	39.5	48.9	49.6	14.4
87.5°	1.0	2.0	19.8	27.8	12.1	6.7	10.4	12.7	17.4	24.5	6.0
90°	0.0	0.0	0.0	0.0	0.0	0.0	0.0	0.0	0.0	0.0	0.0



REPORT NUMBER: P386426
 CATALOG NUMBER: GWC-SA2A-750-U-T3-HSS

CANDELA DISTRIBUTION (continued):

	90°	95°	105°	115°	125°	135°	145°	155°	165°	175°	180°
0°	842.2	842.2	842.2	842.2	842.2	842.2	842.2	842.2	842.2	842.2	842.2
2.5°	844.6	844.9	842.6	841.6	842.2	838.2	836.5	837.2	837.2	838.2	836.5
5°	853.0	853.0	848.9	843.6	840.6	832.9	827.8	826.5	825.5	824.8	823.5
7.5°	871.1	869.1	862.0	850.3	840.2	823.5	810.7	804.0	800.7	799.3	798.3
10°	900.2	896.5	884.8	863.0	839.9	810.1	782.2	762.5	746.1	739.3	735.3
12.5°	939.4	934.1	914.3	878.1	837.5	782.6	722.3	664.3	610.3	588.2	577.1
15°	984.7	977.0	945.8	890.8	823.8	720.6	589.5	488.0	413.2	385.1	373.0
17.5°	1030.6	1020.5	973.3	898.9	782.6	592.2	413.6	312.4	262.4	249.0	244.3
20°	1076.8	1062.1	997.1	892.8	689.4	427.0	272.8	228.2	213.8	209.8	208.5
22.5°	1120.8	1098.0	1018.5	869.4	546.0	286.6	215.8	201.8	197.1	194.7	194.1
25°	1159.0	1127.1	1037.3	797.0	386.4	216.5	194.4	189.7	183.7	179.3	179.6
27.5°	1194.8	1156.3	1048.7	677.7	257.7	185.0	180.0	173.6	162.5	156.2	156.2
30°	1238.1	1195.2	1057.1	521.5	189.7	163.6	159.5	149.8	134.7	126.4	126.4
32.5°	1303.1	1254.1	1051.7	366.0	157.2	143.8	134.4	121.0	104.6	96.5	96.2
35°	1402.6	1345.3	1013.5	240.0	138.8	125.0	109.9	93.5	79.1	72.4	72.1
37.5°	1536.7	1467.3	927.7	171.6	124.3	107.6	89.5	71.4	60.7	56.3	56.0
40°	1710.6	1609.1	805.0	139.1	110.9	90.8	69.0	55.3	47.9	44.6	44.9
42.5°	1919.4	1760.9	657.9	120.0	97.9	74.7	54.0	43.6	38.9	36.5	35.9
45°	2151.4	1910.7	503.7	106.9	84.8	60.3	42.2	34.5	30.8	29.5	29.5
47.5°	2406.4	2056.5	368.7	95.5	70.7	46.6	33.9	28.2	25.1	24.1	23.8
50°	2638.0	2157.7	265.8	83.5	58.0	36.9	27.5	23.5	21.4	20.1	20.1
52.5°	2831.0	2189.6	195.7	70.4	46.9	29.5	22.8	20.1	18.1	17.1	17.1
55°	3001.0	2176.5	145.5	58.0	37.9	24.1	19.4	17.1	15.4	14.4	14.4
57.5°	3163.9	2134.3	108.6	47.3	30.5	19.4	16.4	14.4	12.7	12.1	12.1
60°	3296.9	2063.9	80.8	38.2	24.5	15.8	13.7	11.7	10.4	9.4	9.4
62.5°	3404.8	1986.1	59.3	31.5	19.4	12.4	10.7	9.7	7.7	6.7	6.7
65°	3405.5	1857.1	44.6	26.1	15.1	9.7	8.0	7.7	5.0	4.0	3.7
67.5°	3159.2	1601.0	34.2	22.5	11.7	7.4	6.0	6.4	2.7	1.7	1.3
68°	3069.7	1536.0	32.2	22.1	11.1	7.0	5.7	6.4	2.3	1.3	1.0
70°	2588.1	1222.0	25.8	21.4	9.7	5.4	4.7	6.4	2.0	1.0	0.7
72.5°	1655.3	709.2	19.1	17.1	7.4	4.0	3.0	5.7	2.0	0.7	0.3
75°	704.5	219.9	13.1	12.1	4.4	3.0	2.0	3.7	1.3	0.3	0.0
77.5°	148.5	49.6	7.7	7.4	3.0	2.0	1.3	1.0	0.3	0.0	0.0
80°	38.2	14.4	4.0	3.7	1.7	1.0	0.7	0.0	0.0	0.0	0.0
82.5°	12.1	5.7	2.3	1.7	0.7	0.0	0.0	0.0	0.0	0.0	0.0
85°	6.0	3.4	1.3	0.7	0.0	0.0	0.0	0.0	0.0	0.0	0.0
87.5°	3.4	1.0	0.3	0.0	0.0	0.0	0.0	0.0	0.0	0.0	0.0
90°	0.0	0.0	0.0	0.0	0.0	0.0	0.0	0.0	0.0	0.0	0.0

Signify Classified - Internal
Cooper Lighting Solutions Photometric Lab
1121 Highway 74 South
Peachtree City, GA 30269

Scaled Data Report



Report Generated By 670245982

Signify Classified - Internal
Cooper Lighting Solutions Photometric Lab
1121 Highway 74 South
Peachtree City, GA 30269

Scaled Data Report



Signify Classified - Internal
Cooper Lighting Solutions Photometric Lab
1121 Highway 74 South
Peachtree City, GA 30269

Scaled Data Report



Signify Classified - Internal
Cooper Lighting Solutions Photometric Lab
1121 Highway 74 South
Peachtree City, GA 30269

Scaled Data Report



Signify Classified - Internal
Cooper Lighting Solutions Photometric Lab
1121 Highway 74 South
Peachtree City, GA 30269

Scaled Data Report



--- HS — SS

Signify Classified - Internal
Cooper Lighting Solutions Photometric Lab
1121 Highway 74 South
Peachtree City, GA 30269

Scaled Data Report



u

Signify Classified - Internal
Cooper Lighting Solutions Photometric Lab
1121 Highway 74 South
Peachtree City, GA 30269

Scaled Data Report



Signify Classified - Internal
Cooper Lighting Solutions Photometric Lab
1121 Highway 74 South
Peachtree City, GA 30269

Scaled Data Report



(END OF REPORT)